

Market Share- 3rd Quarter 2009

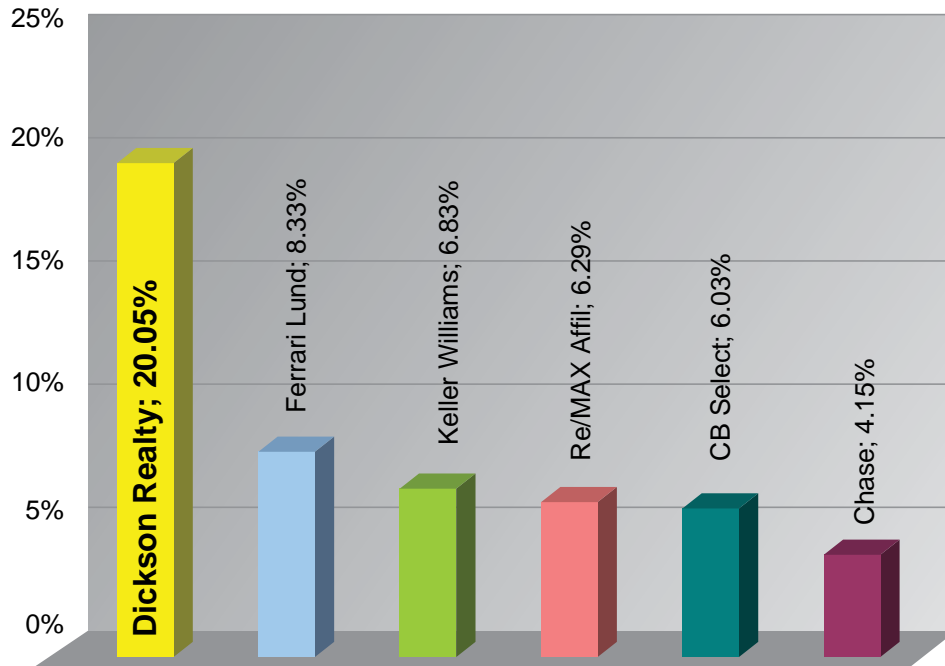
Reno-Sparks-Truckee



DICKSON
REALTY

MARKET SHARE IN RENO/SPARKS

January 1, 2009 to September 30, 2009*



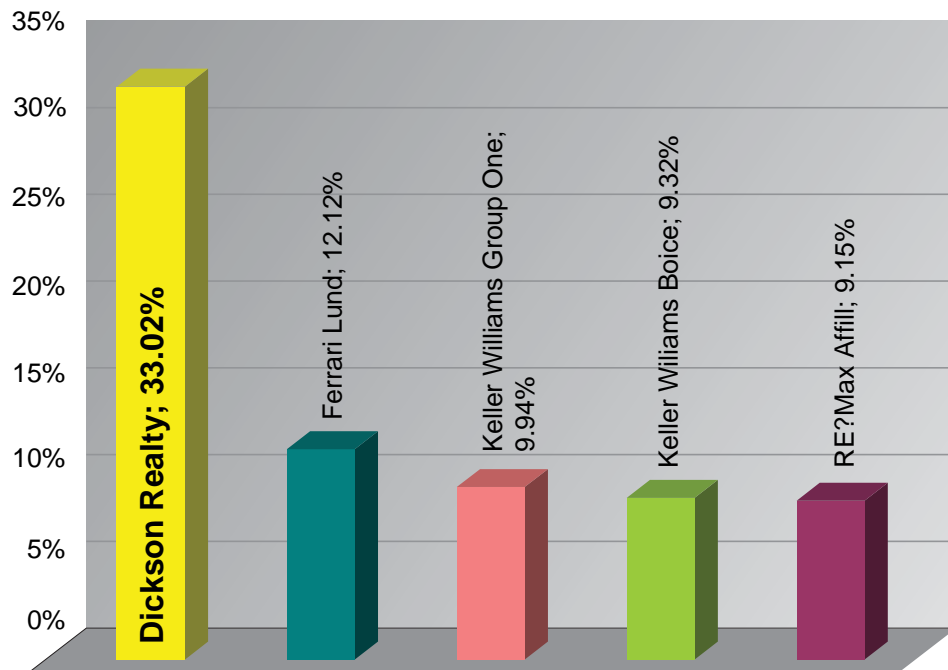
*Total sales volume \$1,849,518,259 representing both transaction sides of residential homes and vacant land.

Other companies in the Reno/Sparks area have less than 3.83% market share.

Source: Northern Nevada Regional Multiple Listing Service (NNRMLS).

MARKET SHARE IN RENO/TAHOE

January 1, 2009 to September 30, 2009*

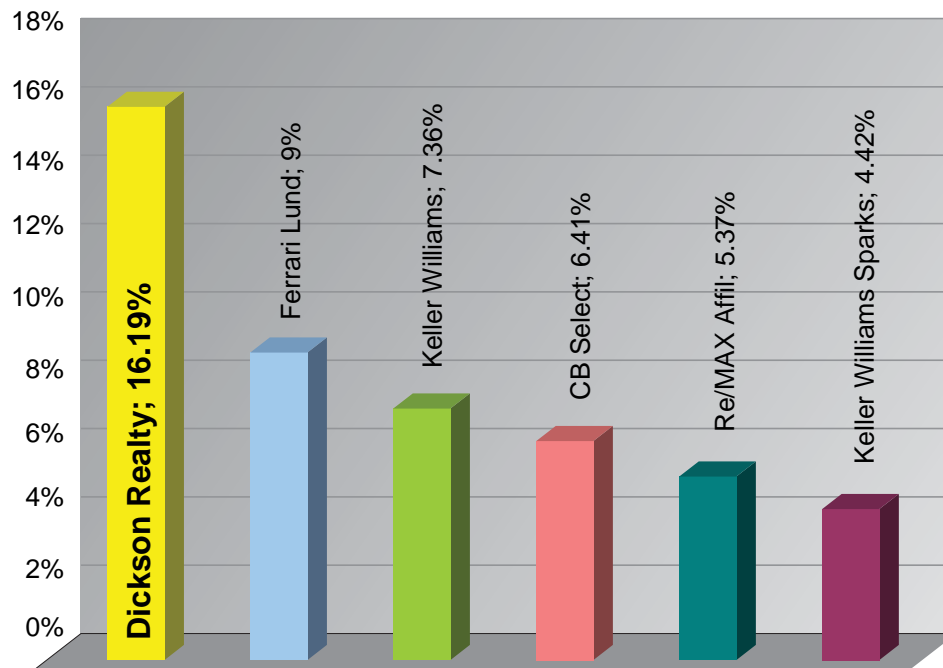


*Total sales volume \$1,282,807,545 representing both transaction sides of residential homes.

Source: Northern Nevada Multiple Listing Service, Tahoe Sierra Multiple Listing Service.

MARKET SHARE IN RENO/SPARKS UNDER \$500,000

January 1, 2009 to September 30, 2009*



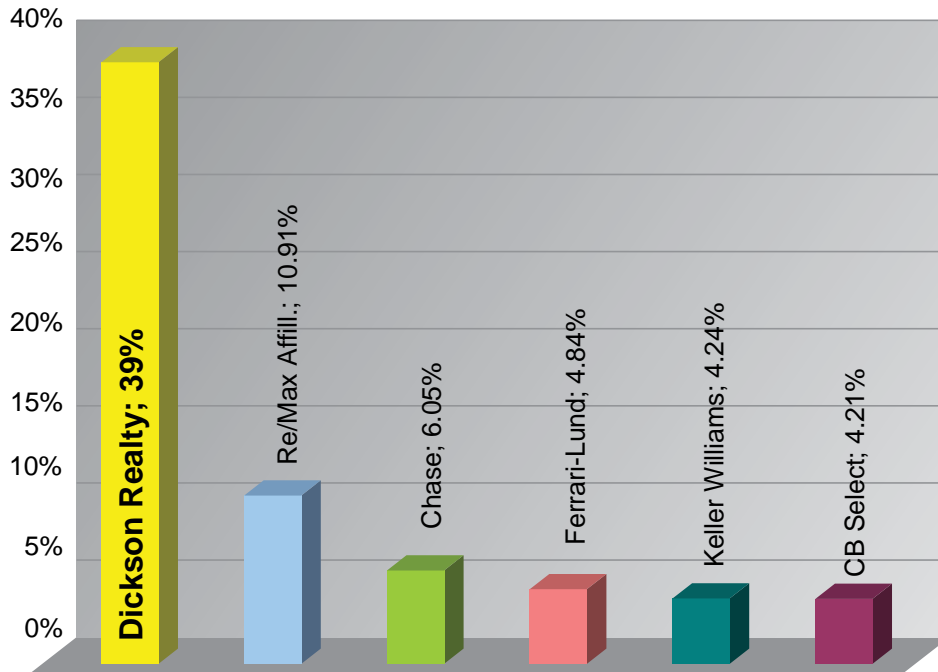
*Total sales volume \$1,538,639,277 representing both transaction sides of residential homes and vacant land.

Other companies in the Reno/Sparks area have less than 3.77% market share.

Source: Northern Nevada Regional Multiple Listing Service (NNRMLS).

MARKET SHARE IN RENO/SPARKS OVER \$500,000

January 1, 2009 to September 30, 2009*



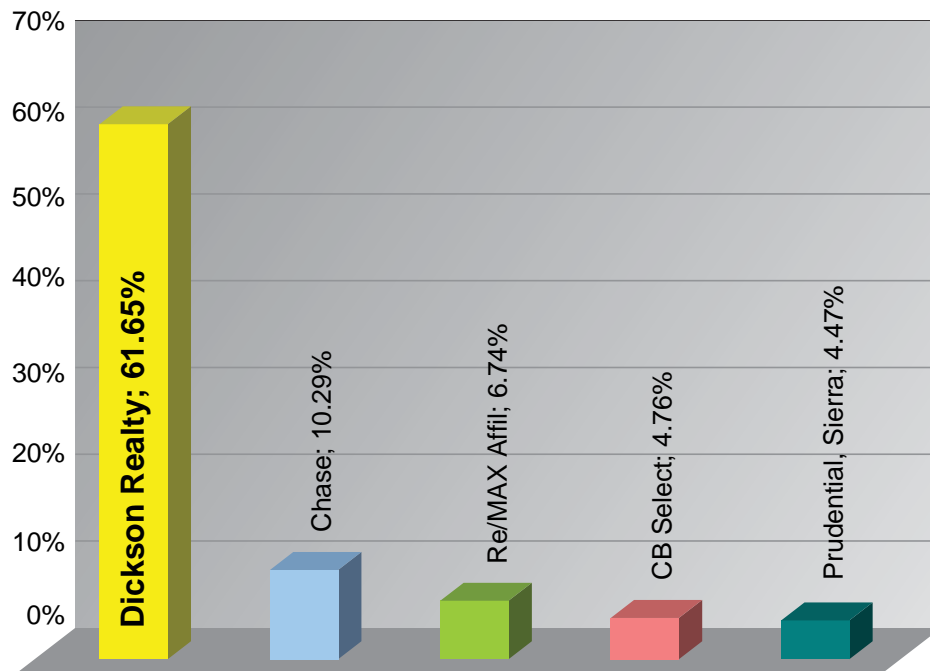
*Total sales volume \$318,878,982 representing both transaction sides of residential homes and vacant land.

Other companies in the Reno/Sparks area have less than 3.77% market share.

Source: Northern Nevada Regional Multiple Listing Service (NNRMLS).

MARKET SHARE IN RENO/SPARKS OVER \$1,000,000

January 1, 2009 to September 30, 2009*



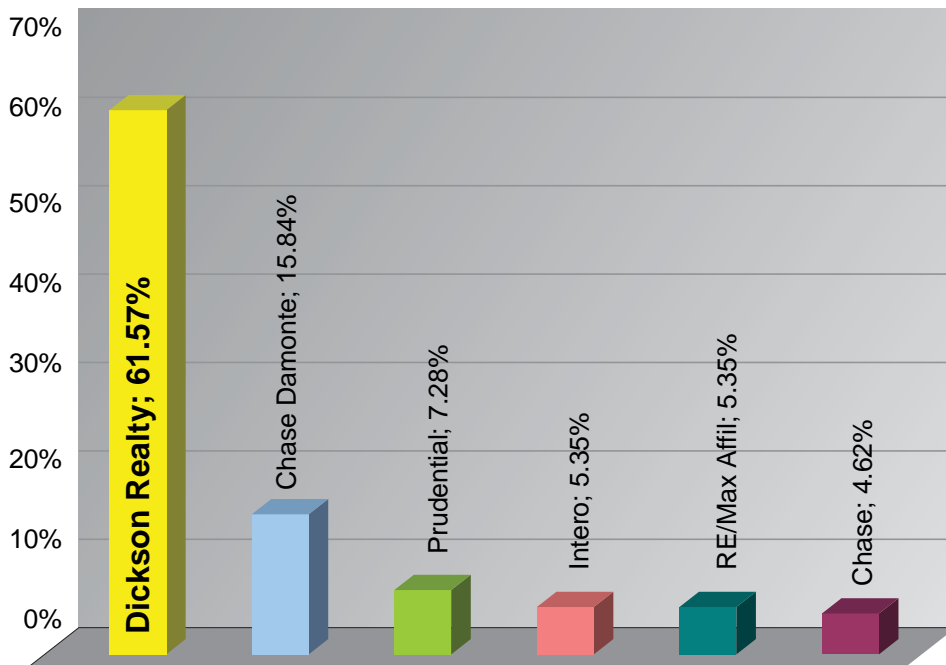
*Total sales volume \$98,297,210 representing both transaction sides of residential homes and vacant land.

Other companies in the Reno/Sparks area have less than 2.24% market share.

Source: Northern Nevada Regional Multiple Listing Service (NNRMLS).

MARKET SHARE IN RENO/SPARKS OVER \$1,500,000

January 1, 2009 to September 30, 2009*

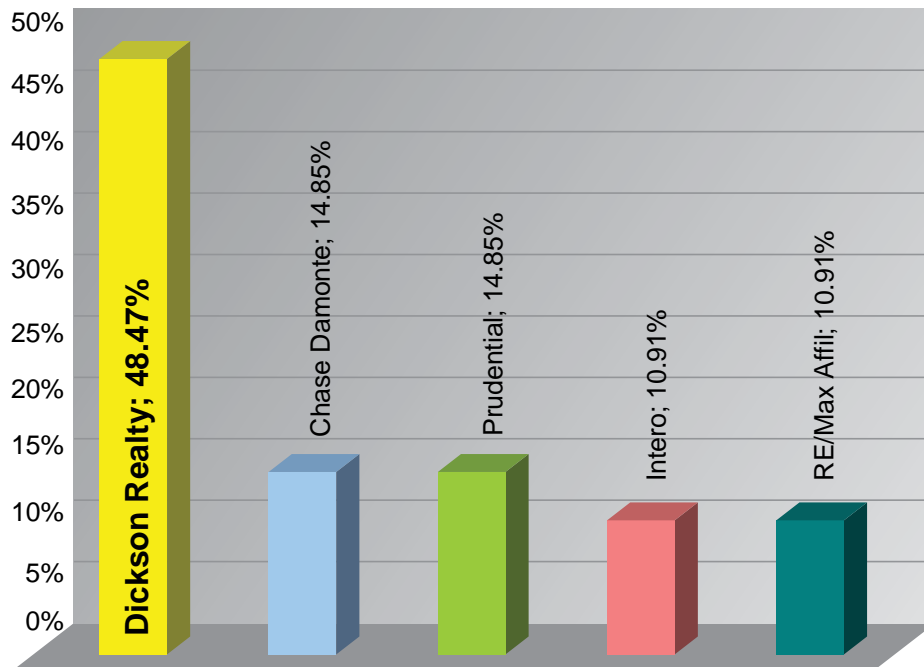


*Total sales volume \$41,130,518 representing both transaction sides of residential homes and vacant land.

Source: Northern Nevada Regional Multiple Listing Service (NNRMLS).

MARKET SHARE IN RENO/SPARKS OVER \$2,000,000

January 1, 2009 to September 30, 2009*



*Total sales volume \$20,158,000 representing both transaction sides of residential homes and vacant land.

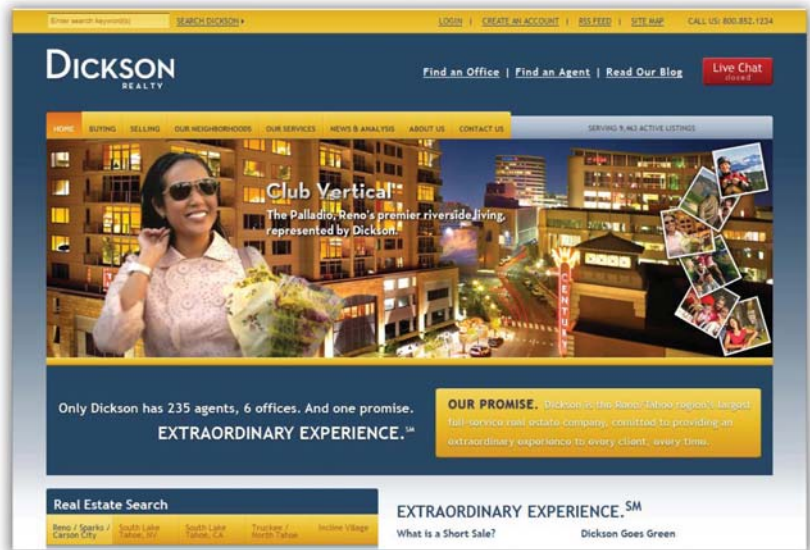
Source: Northern Nevada Regional Multiple Listing Service (NNRMLS).

DicksonRealty.com

Search our entire collection of MLS'S to quickly find the home you're looking for, in the region you're looking for. You can also search by MLS numbers, keywords, county, and address.

Conveniently manage and view your searches at any time with your "SearchSaverSM" folder. You'll be notified by email when new listings that fit your search criteria become available. Our "Favorite Listings" tool allows you to save your favorite so you can manage and view them at any time, plus email them to your agent, co-buyer or a friend.

You also have access to virtual tours, videos, up-to-date market news and data, community information, and more.



Caughlin Ranch

1030 Caughlin Crossing
Reno, NV
775.746.7000

Damonte Ranch

500 Damonte Ranch Pkwy, Suite 625
Reno, NV
775.850.7000

Truckee

11500 Donner Pass Road
Truckee, CA
530.587.7444

Montreux

Bordeaux Drive
Reno, NV
775.849.9444

Sparks

4870 Vista Blvd, Suite 210
Sparks, NV
775.685.8800

DICKSON

REALTY

EXTRAORDINARY EXPERIENCESM

©2009 Dickson Realty, Inc. All Rights Reserved. This information may not be copied, commercially used or distributed without Dickson Realty's prior consent. Source of all data contained in this report is the XXX. Consult your Dickson Realty Broker for more information. While information is deemed reliable, no guaranty is made of accuracy.