

Market Share- 1st Quarter 2009

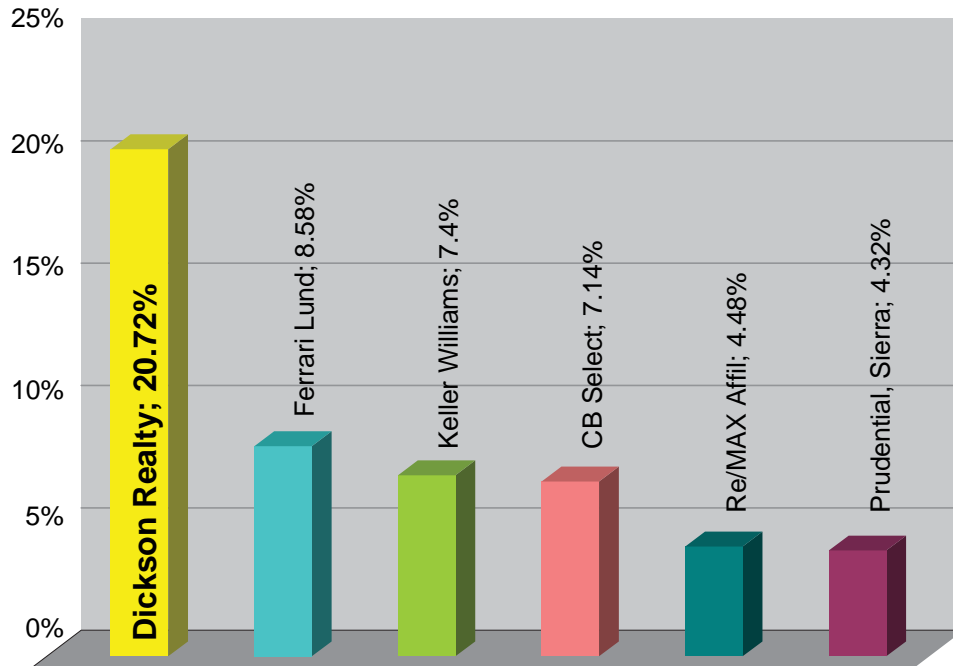
Reno-Sparks



DICKSON
REALTY

MARKET SHARE IN RENO/SPARKS

January 1, 2009 to March 31, 2009*



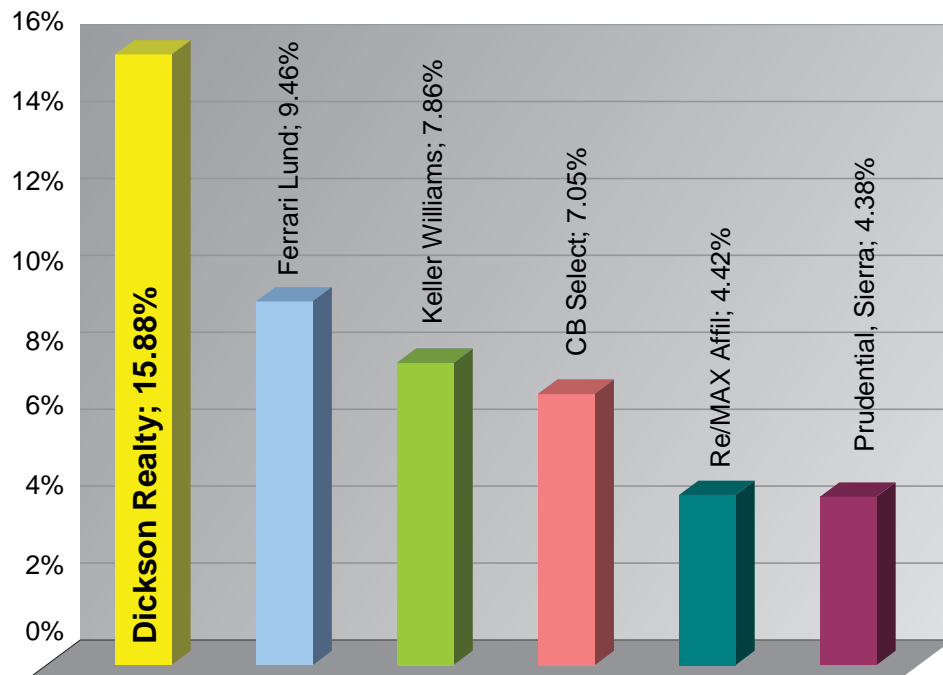
*Total sales volume \$443.223.062 representing both transaction sides of residential homes and vacant land.

Other companies in the Reno/Sparks area have less than 3.56% market share.

Source: Northern Nevada Regional Multiple Listing Service (NNRMLS).

MARKET SHARE IN RENO/SPARKS UNDER \$500,000

January 1, 2009 to March 31, 2009*



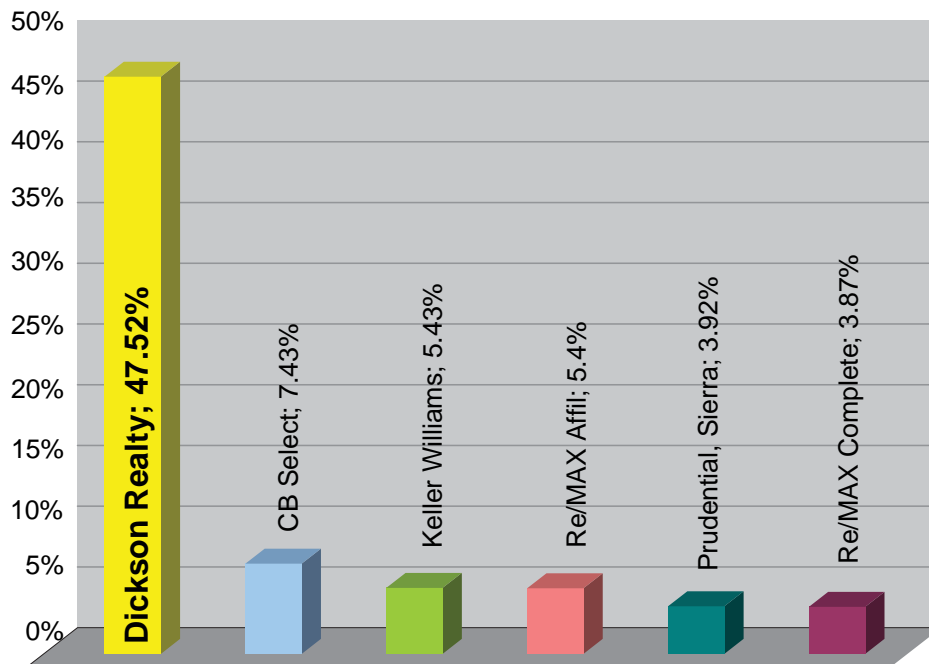
*Total sales volume \$364,986,046 representing both transaction sides of residential homes and vacant land.

Other companies in the Reno/Sparks area have less than 4.21% market share.

Source: Northern Nevada Regional Multiple Listing Service (NNRMLS).

MARKET SHARE IN RENO/SPARKS OVER \$500,000

January 1, 2009 to March 31, 2009*



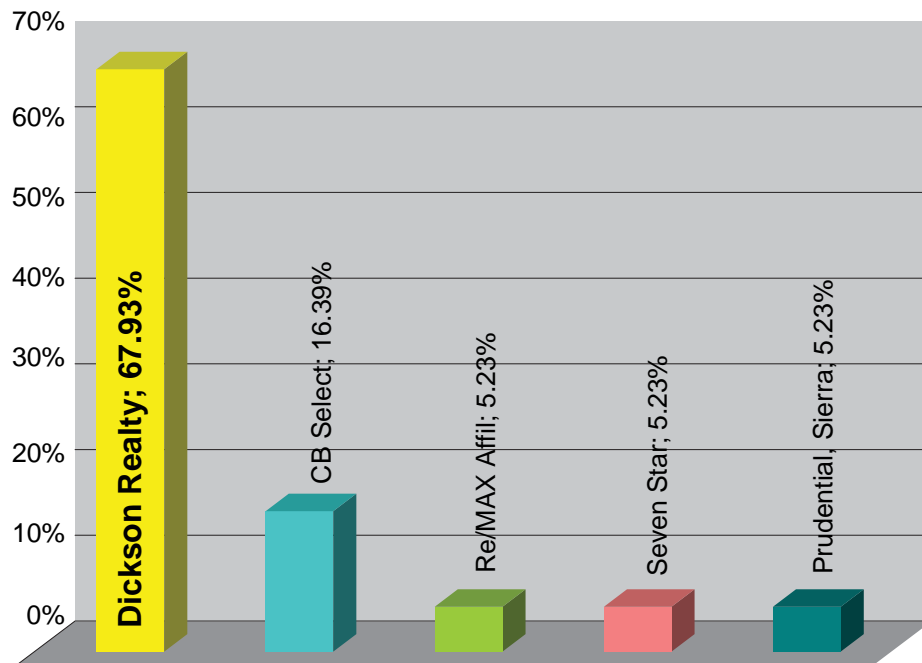
*Total sales volume \$70,237,016 representing both transaction sides of residential homes and vacant land.

Other companies in the Reno/Sparks area have less than 3.67% market share.

Source: Northern Nevada Regional Multiple Listing Service (NNRMLS).

MARKET SHARE IN RENO/SPARKS OVER \$1,000,000

January 1, 2009 to March 31, 2009*




*Total sales volume \$21,049,416 representing both transaction sides of residential homes and vacant land.

Source: Northern Nevada Regional Multiple Listing Service (NRMMLS).

MARKET SHARE IN RENO/SPARKS OVER \$1,500,000

January 1, 2009 to March 31, 2009*

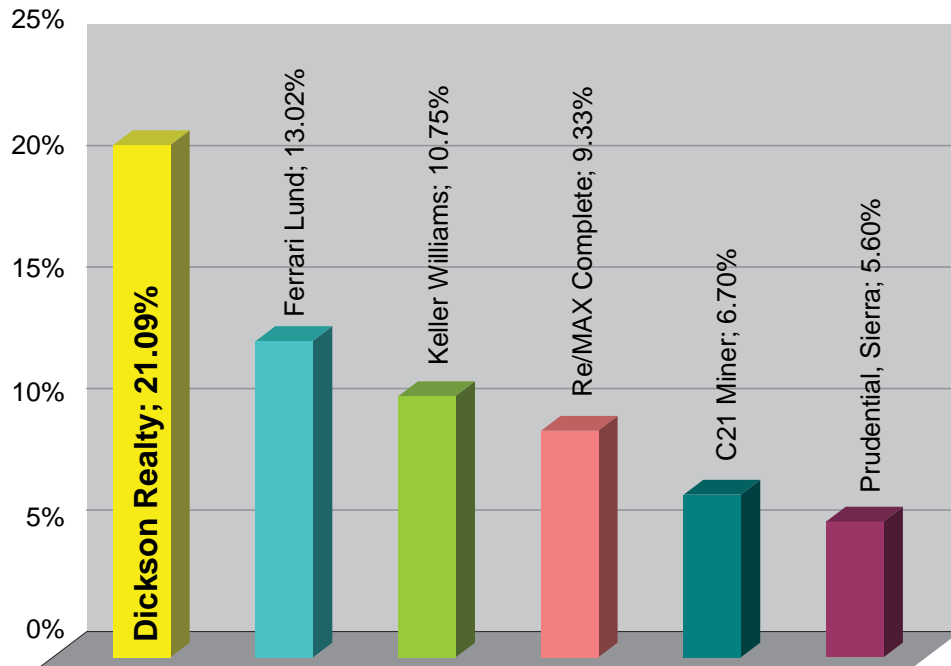


*Total sales volume \$7,032,518 representing both transaction sides of residential homes and vacant land.

Source: Northern Nevada Regional Multiple Listing Service (NRMMLS).

MARKET SHARE IN SOMERSETT BY SOLD DOLLAR VOLUME

January 1, 2009 to March 31, 2009*



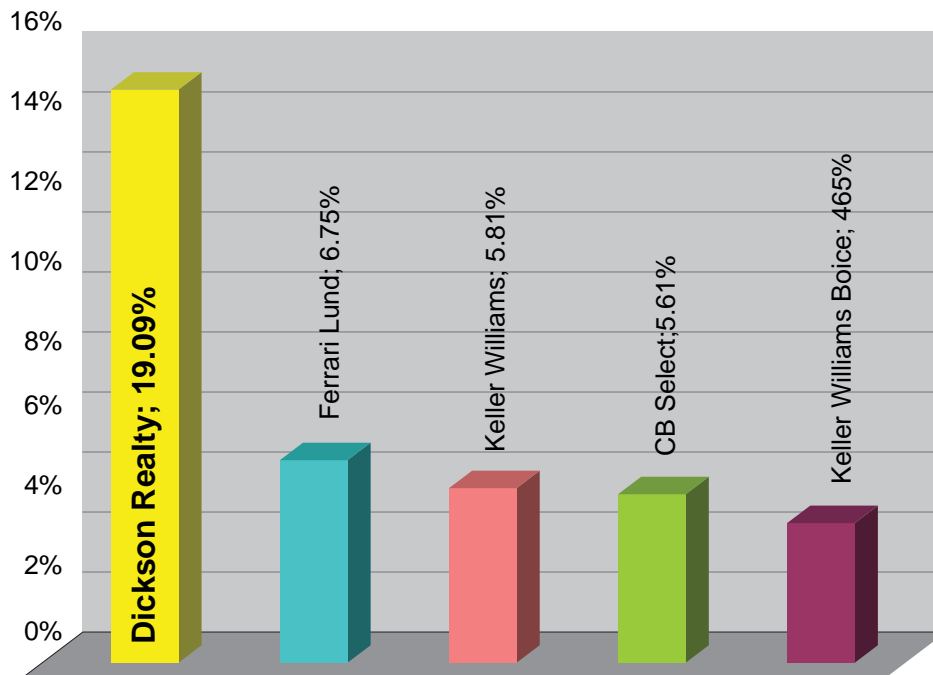
*Total sales volume \$25,450,778 representing both transaction sides of residential homes and vacant land.

Other companies in the Reno/Sparks area have less than 5.07% market share.

Source: Northern Nevada Regional Multiple Listing Service (NNRMLS).

MARKET SHARE IN RENO/TAHOE

January 1, 2009 to March 31, 2009*



*Total sales volume \$565,839,362 representing both transaction sides of residential homes.

Source: Northern Nevada Multiple Listing Service, South Tahoe Multiple Listing Service, Incline Village Board of Realtors, Tahoe Sierra Multiple Listing Service.

Caughlin Ranch
1030 Caughlin Crossing
Reno, NV
775.746.7000

Damonte Ranch
500 Damonte Ranch Pkwy, Suite 625
Reno, NV
775.850.7000

Somerset
7655 Town Square Way, Suite 215
Reno, NV
775.746.3300

Montreux
Bordeaux Drive
Reno, NV
775.849.9444

Sparks
4870 Vista Blvd, Suite 210
Sparks, NV
775.685.8800

Truckee
11500 Donner Pass Road
Truckee, CA
530.587.7444

DICKSON
REALTY

EXTRAORDINARY EXPERIENCESM

©2009 Dickson Realty, Inc. All Rights Reserved. This information may not be copied, commercially used or distributed without Dickson Realty's prior consent. Source of all data contained in this report is the Northern Nevada Regional Multiple Listing Service (NNRMLS). Consult your Dickson Realty Broker for more information. While information is deemed reliable, no guaranty is made of accuracy.